



यूको बैंक
सम्मान आपके विश्वास का



UCO BANK
Honours Your Trust



HO/Finance/Share/295/2024-25

Date: 21.01.2025

National Stock Exchange of India Ltd.

"Exchange Plaza"

Plot no. C/1, G Block

Bandra-Kurla Complex, Bandra (E)

Mumbai – 400 051

NSE Scrip Symbol: UCOBANK

BSE Limited

Phiroze Jeejeebhoy Towers

Dalal Street, Fort,

Mumbai – 400 001

BSE Scrip Code: 532505

Madam/ Dear Sir,

Outcome of Board Meeting of the Bank held on 21st January 2025

We hereby inform that the Board of Directors of the Bank at its meeting held today i.e. 21st January 2025, inter alia, considered and approved the Unaudited (Reviewed) Financial Results (Standalone and Consolidated) of the Bank for the quarter and nine months ended 31st December 2024 and the copy of the same is enclosed.

The board meeting commenced at 01:35 PM and concluded at 02:00 PM. The submission may please be taken on record in terms of Regulations 30, 33, 52, and other applicable provisions of SEBI (Listing Obligations and Disclosure Requirements) Regulations, 2015.

Further, we enclose the following :-

- (i) Security Coverage Certificate as on 31st December 2024 for unsecured listed debt securities of the bank. [Reg 54 of SEBI LODR]
- (ii) Statement of utilization and deviation/variation in utilization of issue proceeds. [Reg 32(1) and Reg 52(7)/(7A) of SEBI LODR]
- (iii) Declaration of Unmodified Opinion.

The Financial results will be made available on the Bank's Website under the following link : <https://www.ucobank.com/English/financial-results.aspx>

Yours sincerely,

For UCO Bank

Vikash
Gupta
(Vikash Gupta)
Company Secretary

Digitally signed by
Vikash Gupta
Date: 2025.01.21
13:47:14 +05'30'

Encl – As stated



UCO BANK

Head Office : 10, B.T.M.Sarani, Kolkata - 700 001

Website : www.ucobank.com

STANDALONE REVIEWED FINANCIAL RESULTS FOR THE QUARTER / NINE MONTHS ENDED 31ST DECEMBER, 2024

SL	Particulars	Quarter Ended			Nine Months Ended		Year Ended
		31.12.2024	30.09.2024	31.12.2023	31.12.2024	31.12.2023	31.03.2024
		(Reviewed)	(Reviewed)	(Reviewed)	(Reviewed)	(Reviewed)	(Audited)
1	Interest Earned (a)+(b)+(c)+(d)	621996	607836	555189	1832231	1599464	2185434
	(a) Interest / discount on advances / bills	427222	413796	357002	1236873	1026141	1416220
	(b) Income on investments	156693	159238	154970	474461	458716	612381
	(c) Interest on balances with RBI & other inter-bank funds	35966	34802	39416	113270	102194	141090
	(d) Others	2115	-	3801	7627	12413	15743
2	Other Income	118593	99307	86082	301443	214062	326553
3	Total Income (1+2)	740589	707143	641271	2133674	1813526	2511987
4	Interest Expended	384228	377802	356382	1139073	1008122	1375356
5	Operating Expenses (i) + (ii)	197792	186181	172975	560749	475068	679007
	(i) Employees Cost	132269	130445	125337	383526	334400	488667
	(ii) Other Operating Expenses	65523	55736	47638	177223	140667	190340
6	Total Expenditure (4+5) (excluding Provisions and Contingencies)	582020	563983	529357	1699822	1483190	2054363
7	Operating Profit (Before Provisions and Contingencies) (3-6)	158569	143160	111914	433852	330337	457624
8	Provisions (other than current tax) and Contingencies (Net)	58951	49284	34225	154111	154003	200739
	of which provisions for Non Performing Assets	26332	60917	11630	126907	84142	106827
9	Exceptional Items	0	0	0	0	0	0
10	Profit(+)/Loss(-) from Ordinary Activities before tax (7-8-9)	99618	93876	77689	279741	176334	256885
11	Provision for Taxes	35735	33602	27406	100488	63537	91511
12	Net Profit(+)/Loss(-) from Ordinary Activities after tax (10-11)	63883	60274	50283	179253	112797	165374
13	Extraordinary items (net of tax expense)	0	0	0	0	0	0
14	Net Profit(+)/Loss (-) for the period (12-13)	63883	60274	50283	179253	112797	165374
15	Paid-up Equity Share Capital (Face Value ₹ 10/- each)	1195596	1195596	1195596	1195596	1195596	1195596
16	Reserves excluding Revaluation Reserves (as shown in the Balance Sheet of previous year)						1240327
17	Analytical Ratios						
	(i) Percentage of shares held by Govt. of India	95.39%	95.39%	95.39%	95.39%	95.39%	95.39%
	(ii) Capital Adequacy Ratio: Basel-III	16.25%	16.84%	16.01%	16.25%	16.01%	16.98%
	(a) Common Equity Tier-I Ratio	13.81%	14.22%	13.12%	13.81%	13.12%	14.14%
	(b) Additional Tier-I Ratio	0.36%	0.38%	0.41%	0.36%	0.41%	0.40%
	(iii) Earning Per Share (EPS) (in ₹) (Not Annualised)						
	a) Basic and diluted EPS before Extraordinary items (net of tax expense) for the period, for the year to date and for the previous year.	0.53	0.50	0.42	1.50	0.94	1.38
	b) Basic and diluted EPS after Extraordinary items for the period, for the year to date and for the previous year.	0.53	0.50	0.42	1.50	0.94	1.38
	(iv) NPA Ratios						
	a) Amount of Gross NPA	608155	629386	690477	608155	690477	646330
	b) Amount of Net NPA	128313	140644	169985	128313	169985	162164
	c) % of Gross NPA	2.91%	3.18%	3.85%	2.91%	3.85%	3.46%
	d) % of Net NPA	0.63%	0.73%	0.98%	0.63%	0.98%	0.89%
	(v) Debt Equity Ratio	1.05	0.77	1.07	1.05	1.07	0.93
	(vi) Net Worth	1840387	1751785	1577987	1840387	1577987	1625385
	(vii) Total Debt to Total Assets	0.09	0.07	0.09	0.09	0.09	0.08
	(viii) Return on Assets (Annualised) (%)	0.79%	0.75%	0.67%	0.79%	0.51%	0.56%
	(ix) Capital Redemption Reserve / Debenture Redemption Reserve						
	(x) Outstanding Redeemable Preference Shares						
	(xi) Debt Service Coverage Ratio						
	(xii) Interest Service Coverage Ratio						
	(xiii) Operating Margin (%) (Operating Profit/Total Income)	21.41%	20.24%	17.45%	20.33%	18.22%	18.22%
	(xiv) Net Profit Margin (%) (Net Profit after tax/Total Income)	8.63%	8.52%	7.84%	8.40%	6.22%	6.58%



Sl. No.	Particulars	PART : A BUSINESS SEGMENTS			(₹ in Lakh)		
		Quarter Ended		31.12.2023 (Reviewed)	Nine Months Ended		Year Ended 31.03.2024 (Audited)
		31.12.2024 (Reviewed)	30.09.2024 (Reviewed)		31.12.2024 (Reviewed)	31.12.2023 (Reviewed)	
1	Segment Revenue						
	i) Treasury Operations	209323	209239	195863	631360	590248	825167
	ii) Corporate Banking Operations	256445	233456	243576	723296	626229	912281
	iii) Retail Banking Operations	274472	264078	201416	774025	592630	769713
	*a) Digital Banking	3	3	2	9	4	6
	b) Other Retail Banking	274469	264075	201415	774016	592626	769707
	iv) Other Banking Operations	349	369	415	4993	4420	4825
	Total Revenue	740589	707142	641271	2133674	1813526	2511986
2	Segment Results						
	i) Treasury Operations	40520	40761	38565	121883	121619	152883
	ii) Corporate Banking Operations	28118	24229	19975	72939	23724	49054
	iii) Retail Banking Operations	30631	28517	18734	79926	26571	50123
	*a) Digital Banking	-45	-41	-31	-127	-127	-145
	b) Other Retail Banking	30676	28558	18765	80053	26698	50268
	iv) Other Banking Operations	349	369	415	4993	4420	4825
	Total	99618	93876	77689	279741	176334	256885
	Less: Unallocated Expenses			0	0	0	0
	Profit Before Tax	99618	93876	77689	279741	176334	256885
	Provision for Tax	35735	33602	27406	100488	63536	91511
	Net Profit	63883	60274	50283	179253	112798	165374
3	Segment Assets						
	i) Treasury Operations	12887010	12570843	13140394	12887010	13140394	12787774
	ii) Corporate Banking Operations	10511722	10002653	10362741	10511722	10362741	10650627
	iii) Retail Banking Operations	11226017	10671662	8466385	11226017	8466385	8878401
	*a) Digital Banking	125	100	388	125	388	163
	b) Other Retail Banking	11225892	10671562	8465997	11225892	8465997	8878238
	iv) Other Banking Operations	42925	35655	52361	42925	52361	52344
	Total Assets	34667674	33280813	32021881	34667674	32021881	32369146
4	Segment Liabilities						
	i) Treasury Operations	10846662	10693538	11184332	10846662	11184332	10815808
	ii) Corporate Banking Operations	11519131	10928182	11468091	11519131	11468091	11754633
	iii) Retail Banking Operations	12301882	11659093	9369459	12301882	9369459	9798704
	*a) Digital Banking	1520	1464	836	1520	836	1128
	b) Other Retail Banking	12300362	11657629	9368622	12300362	9368622	9797576
	iv) Other Banking Operations	0	0	0	0	0	0
	Total Liabilities	34667675	33280813	32021881	34667675	32021881	32369145

*The Bank has disclosed digital banking as a sub segment of the retail banking segment as required by RBI guidelines.

	Particulars	PART : B GEOGRAPHICAL SEGMENTS			(₹ in Lakh)		
		Quarter Ended		31.12.2023 (Reviewed)	Nine Months Ended		Year Ended 31.03.2024 (Audited)
		31.12.2024 (Reviewed)	30.09.2024 (Reviewed)		31.12.2024 (Reviewed)	31.12.2023 (Reviewed)	
	Domestic						
	i) Revenue	695318	656813	596557	1988340	1685537	2334408
	ii) Assets	31546439	30455824	30919514	31546439	30919514	30875897
	International						
	i) Revenue	45271	50331	44714	145335	127990	177578
	ii) Assets	3121235	2824988	1102367	3121235	1102367	1493248
	Global						
	i) Revenue	740589	707143	641271	2133675	1813526	2511987
	ii) Assets	34667674	33280813	32021881	34667674	32021881	32369145



STANDALONE UNAUDITED STATEMENT OF ASSETS AND LIABILITIES

(₹ in Lakh)

Particulars	As on 31.12.2024 (Reviewed)	As on 31.03.2024 (Audited)	As on 31.12.2023 (Reviewed)
Capital & Liabilities			
Capital	11955 96	11955 96	11955 96
Reserves & Surplus	16678 96	15400 83	15025 97
Deposits	280255 64	263129 77	256261 12
Borrowings	30063 71	25331 44	28888 79
Other Liabilities & Provisions	7722 46	7873 45	8086 98
Total	346676 74	323691 45	320218 81
Assets			
Cash and Balance with RBI	11843 77	10197 17	12675 14
Balance with Banks and Money at call and Short Notice	18455 64	18828 19	18449 30
Investments	94142 91	92904 40	94822 48
Advances	203846 83	182021 87	173989 74
Fixed Assets	3844 13	3781 47	3567 33
Other Assets	14543 47	15958 36	16714 82
Total	346676 74	323691 45	320218 81



SHELESH NAVLAKHA
Asst. General Manager



SUJOY DUTTA
Dy. General Manager & CFO




VIJAYKUMAR NIVRUTTI KAMBLE
Executive Director



RAJENDRA KUMAR SABOO
Executive Director



ASHWANI KUMAR
Managing Director & CEO



A. KRISHNA KUMAR
Chairman

For P S M G & ASSOCIATES
Chartered Accountants
Registration No. 008567C

Sandeep Jain

(CA SANDEEP JAIN)
Partner
Membership No. 077281



For SANJAY DEEP & ASSOCIATES
Chartered Accountants
Registration No. 015951N



(CA NAKUL MITTAL)
Partner
Membership No. 521742




For P V A R & ASSOCIATES
Chartered Accountants
Registration No. 005223C



(CA SHARAD BANSAL)
Partner
Membership No. 423507



For H D S G & ASSOCIATES
Chartered Accountants
Registration No. 002871N



(CA CHARAN JEET)
Partner
Membership No. 515154



Kolkata, 21st Jan, 2025



UCO BANK

Head Office : 10, B.T.M.Sarani, Kolkata - 700 001

Website : www.ucobank.com

CONSOLIDATED REVIEWED FINANCIAL RESULTS FOR THE QUARTER / NINE MONTHS ENDED 31ST DECEMBER, 2024

SL	Particulars	Quarter Ended			Nine Months Ended		Year Ended
		31.12.2024	30.09.2024	31.12.2023	31.12.2024	31.12.2023	31.03.2024
		(Reviewed)	(Reviewed)	(Reviewed)	(Reviewed)	(Reviewed)	(Audited)
1	Interest Earned (a)+(b)+(c)+(d)	621996	607836	555189	1832231	1599464	2185434
	(a) Interest / discount on advances / bills	427222	413796	357002	1236873	1026141	1416220
	(b) Income on investments	156693	159238	154970	474461	458716	612381
	(c) Interest on balances with RBI & other inter-bank funds	35966	34802	39416	113270	102194	141090
	(d) Others	2115	-	3801	7627	12413	15743
2	Other Income	118593	99307	86082	301443	214062	326553
3	Total Income (1+2)	740589	707143	641271	2133674	1813526	2511987
4	Interest Expended	384228	377802	356382	1139073	1008122	1375356
5	Operating Expenses (i) + (ii)	197792	186181	172975	560749	475068	679007
	(i) Employees Cost	132269	130445	125337	383526	334400	488667
	(ii) Other Operating Expenses	65523	55736	47638	177223	140667	190340
6	Total Expenditure (4+5) (excluding Provisions and Contingencies)	582020	563983	529357	1699822	1483190	2054363
7	Operating Profit (Before Provisions and Contingencies) (3-6)	158569	143160	111914	433852	330337	457624
8	Provisions (other than current tax) and Contingencies (Net)	58951	49284	34225	154111	154003	200739
	of which provisions for Non Performing Assets	26332	60917	11630	126907	84142	106827
9	Exceptional Items	0	0	0	0	0	0
10	Profit(+)/Loss(-) from Ordinary Activities before tax (7-8-9)	99618	93876	77689	279741	176334	256885
11	Provision for Taxes	35735	33602	27406	100488	63537	91511
12	Net Profit(+)/Loss(-) from Ordinary Activities after tax (10-11)	63883	60274	50283	179253	112797	165374
13	Extraordinary items (net of tax expense)	0	0	0	0	0	0
14	Net Profit(+)/Loss (-) for the period (12-13)	63883	60274	50283	179253	112797	165374
15	Add: Share in Profit of Associate	133	406	240	973	572	1781
16	Consolidated Net Profit(+)/Loss (-) for the period (14+15)	64016	60680	50523	180226	113370	167155
17	Paid-up Equity Share Capital (Face Value ₹ 10/- each)	1195596	1195596	1195596	1195596	1195596	1195596
18	Reserves excluding Revaluation Reserves (as shown in the Balance Sheet of previous year)						1226027
19	Analytical Ratios						
	(i) Percentage of shares held by Govt. of India	95.39%	95.39%	95.39%	95.39%	95.39%	95.39%
	(ii) Capital Adequacy Ratio: Basel-III	16.18%	16.77%	15.92%	16.18%	15.92%	16.91%
	(a) Common Equity Tier-I Ratio	13.73%	14.14%	13.02%	13.73%	13.02%	14.06%
	(b) Additional Tier-I Ratio	0.36%	0.38%	0.41%	0.36%	0.41%	0.40%
	(iii) Earning Per Share (EPS) (in ₹) (Not Annualised)						
	a) Basic and diluted EPS before Extraordinary items (net of tax expense) for the period, for the year to date and for the previous year.	0.54	0.51	0.42	1.51	0.95	1.40
	b) Basic and diluted EPS after Extraordinary items for the period, for the year to date and for the previous year.	0.54	0.51	0.42	1.51	0.95	1.40
	(iv) NPA Ratios						
	a) Amount of Gross NPA	608155	629386	690477	608155	690477	646330
	b) Amount of Net NPA	128313	140644	169985	128313	169985	162164
	c) % of Gross NPA	2.91%	3.18%	3.85%	2.91%	3.85%	3.46%
	d) % of Net NPA	0.63%	0.73%	0.98%	0.63%	0.98%	0.89%
	(v) Debt Equity Ratio	1.05	0.78	1.08	1.05	1.08	0.93
	(vi) Net Worth	1827061	1738325	1562478	1827061	1562478	1611085
	(vii) Total Debt to Total Assets	0.09	0.07	0.09	0.09	0.09	0.08
	(viii) Return on Assets (Annualised) (%)	0.80%	0.76%	0.68%	1.11%	0.51%	0.56%
	(ix) Capital Redemption Reserve / Debenture Redemption Reserve						
	(x) Outstanding Redeemable Preference Shares						
	(xi) Debt Service Coverage Ratio						
	(xii) Interest Service Coverage Ratio						
	(xi) Operating Margin (%) (Operating Profit/Total Income)	21.41%	20.24%	17.45%	20.33%	18.22%	18.22%
	(xii) Net Profit Margin (%) (Net Profit after tax/Total Income)	8.64%	8.58%	7.88%	8.45%	6.25%	6.65%



CONSOLIDATED REVIEWED FINANCIAL RESULTS FOR THE QUARTER / NINE MONTHS ENDED 31ST DECEMBER, 2024

PART : A BUSINESS SEGMENTS				(₹ in Lakh)			
Sl. No.	Particulars	Quarter Ended			Nine Months Ended		Year Ended
		31.12.2024 (Reviewed)	30.09.2024 (Reviewed)	31.12.2023 (Reviewed)	31.12.2024 (Reviewed)	31.12.2023 (Reviewed)	31.03.2024 (Audited)
1	Segment Revenue						
	i) Treasury Operations	209323	209239	195863	631361	590248	825168
	ii) Corporate Banking Operations	256445	233456	243576	723296	626229	912281
	iii) Retail Banking Operations	274472	264078	201416	774025	592630	769713
	*a) Digital Banking	3	3	2	9	4	6
	b) Other Retail Banking	274469	264075	201415	774016	592626	769707
	iv) Other Banking Operations	349	369	415	4993	4420	4825
	Total Revenue	740589	707142	641271	2133675	1813526	2511987
2	Segment Results						
	i) Treasury Operations	40520	40761	38565	121883	121619	152883
	ii) Corporate Banking Operations	28118	24229	19975	72939	23724	49054
	iii) Retail Banking Operations	30631	28517	18734	79926	26571	50123
	*a) Digital Banking	-45	-41	-31	-127	-127	-145
	b) Other Retail Banking	30676	28558	18765	80053	26698	50268
	iv) Other Banking Operations	349	369	415	4993	4420	4825
	Total	99618	93876	77689	279741	176334	256885
	Less: Unallocated Expenses	0	0	0	0	0	0
	Profit Before Tax	99618	93876	77689	279741	176334	256885
	Provision for Tax	35735	33602	27406	100487	63536	91511
	Net Profit	63883	60274	50283	179254	112798	165374
	Add: Share in Profit of Associate	133	406	240	973	572	1781
	Consolidated Net Profit(+)/Loss (-) for the period	64016	60680	50523	180227	113370	167155
3	Segment Assets						
	i) Treasury Operations	12873683	12557383	13124885	12873683	13124885	12773474
	ii) Corporate Banking Operations	10511722	10002653	10362741	10511722	10362741	10650627
	iii) Retail Banking Operations	11226017	10671662	8466385	11226017	8466385	8878401
	*a) Digital Banking	125	100	388	125	388	163
	b) Other Retail Banking	11225892	10671562	8465997	11225892	8465997	8878238
	iv) Other Banking Operations	42925	35655	52361	42925	52361	52344
	Total Assets	34654347	33267353	32006372	34654347	32006372	32354846
4	Segment Liabilities						
	i) Treasury Operations	10846662	10693538	11184332	10846662	11184332	10815808
	ii) Corporate Banking Operations	11512687	10921670	11459555	11512687	11459555	11746834
	iii) Retail Banking Operations	12295000	11652145	9362485	12295000	9362485	9792203
	*a) Digital Banking	1520	1464	836	1520	836	1128
	b) Other Retail Banking	12293480	11650681	9361649	12293480	9361649	9791075
	iv) Other Banking Operations	0	0	0	0	0	0
	Total Liabilities	34654348	33267353	32006372	34654348	32006372	32354845

*The Bank has disclosed digital banking as a sub segment of the retail banking segment as required by RBI guidelines.

PART : B GEOGRAPHICAL SEGMENTS				(₹ in Lakh)		
Particulars	Quarter Ended			Nine Months Ended		Year Ended
	31.12.2024 (Reviewed)	30.09.2024 (Reviewed)	31.12.2023 (Reviewed)	31.12.2024 (Reviewed)	31.12.2023 (Reviewed)	31.03.2024 (Audited)
Domestic						
i) Revenue	695318	656813	596557	1988340	1685537	2334408
ii) Assets	31533113	30442364	30904005	31533113	30904005	30861597
International						
i) Revenue	45271	50331	44714	145335	127990	177578
ii) Assets	3121235	2824988	1102367	3121235	1102367	1493248
Global						
i) Revenue	740589	707143	641271	2133675	1813526	2511987
ii) Assets	34654347	33267353	32006372	34654347	32006372	32354845



CONSOLIDATED UNAUDITED STATEMENT OF ASSETS AND LIABILITIES

(₹ in Lakh)

Particulars	As on 31.12.2024 (Reviewed)	As on 31.03.2024 (Audited)	As on 31.12.2023 (Reviewed)
Capital & Liabilities			
Capital	11955 96	11955 96	11955 96
Reserves & Surplus	16545 70	15257 83	14870 88
Deposits	280255 64	263129 77	256261 12
Borrowings	30063 71	25331 44	28888 79
Other Liabilities & Provisions	7722 46	7873 45	8086 98
Total	346543 48	323548 45	320063 72
Assets			
Cash and Balance with RBI	11843 77	10197 17	12675 14
Balance with Banks and Money at call and Short Notice	18455 64	18828 19	18449 30
Investments	94009 64	92761 40	94667 39
Advances	203846 83	182021 87	173989 74
Fixed Assets	3844 13	3781 47	3567 33
Other Assets	14543 48	15958 36	16714 82
Total	346543 48	323548 45	320063 72

[Signature]

SHELESH NAVLAKHA
Asst. General Manager

[Signature]

SUJOY DUTTA
Dy. General Manager & CFO

[Signature]

VIJAYKUMAR NIVRUTTI KAMBLE
Executive Director

[Signature]

RAJENDRA KUMAR SABOO
Executive Director

[Signature]

ASHWANI KUMAR
Managing Director & CEO

[Signature]

A. KRISHNA KUMAR
Chairman

For P S M G & ASSOCIATES
Chartered Accountants
Registration No. 008567C

[Signature]

(CA SANDEEP JAIN)
Partner
Membership No. 077281



For SANJAY DEEP & ASSOCIATES
Chartered Accountants
Registration No. 015951N

[Signature]

(CA NAVUL MITTAL)
Partner
Membership No. 521742



For P V A R & ASSOCIATES
Chartered Accountants
Registration No. 005223C

[Signature]

(CA SHARAD BANSAL)
Partner
Membership No. 423507



For H D S G & ASSOCIATES
Chartered Accountants
Registration No. 002871N

[Signature]

(CA CHARAN JEET)
Partner
Membership No. 515154



Kolkata, 21st Jan, 2025



UCO BANK
HEAD OFFICE: KOLKATA

**NOTES FORMING PART OF STANDALONE AND CONSOLIDATED REVIEWED FINANCIAL RESULTS
FOR THE QUARTER AND NINE MONTHS ENDED 31st DECEMBER 2024**

1. The above financial results have been reviewed and recommended by the Audit Committee of the Board and approved by the Board of Directors at their meeting held on 21.01.2025. The results have been subjected to limited review by Statutory Central Auditors of the Bank, in line with the guidelines issued by Reserve Bank of India and as per the requirements of SEBI (Listing Obligations & Disclosure Requirements) Regulations, 2015, as amended and minimum eighty percent of each of consolidated revenue, assets and profits have been subjected to limited review.
2. The financial results for the quarter and nine months ended 31st December 2024 have been arrived at after considering provisions on standard assets (including Covid-19 related provisions), restructured accounts, non-performing assets, depreciation or provisions on investments and fixed assets, provision for exposure to entities with unhedged foreign currency on the basis of extant guidelines/directives issued by the Reserve Bank of India and other necessary provisions on the basis of prudential norms & directions issued by RBI. Provisions for Employee Benefits pertaining to Pension, Gratuity and Leave Encashment has been made on the basis of actuarial valuation. Income Tax including deferred tax, other usual and necessary provisions have been made as per the applicable accounting standards issued by the Institute of Chartered Accountants of India (ICAI).
The financial results for the quarter and nine months ended 31st December 2024 have been prepared in accordance with AS-25 "Interim Financial Reporting" issued by the Institute of Chartered Accountants of India (ICAI).
3. The accounting policies followed by the Bank for the quarter and nine months ended 31st December 2024 are same as disclosed in Schedule 17 Significant Accounting Policies in the financial statements for the year ended 31st March 2024 except for the Classification and valuation of investments which is as per the Master direction No. RBI/DOR/2023-24/104 DOR.MRG.36/21.04.141/2023-24 on Classification, Valuation and Operation of Investment Portfolio of Commercial Banks (Directions), 2023 issued by Reserve Bank of India dated 12th September 2023 applicable from 1st April 2024.

The corresponding previous period and yearly figures in respect of nine months ended 31st December 2023 and financial year ended 31st March 2024 are not comparable with that of the figures for the nine months ended 31st December 2024. The above directions of Reserve Bank of India have resulted in increase in income on investment due to accretion and Revaluation of Fair Value through Profit & Loss (FVTPL) and Fair Value through Profit & Loss Held for Trading (FVTPL-HFT) by Rs. 76.86 crore, increase in AFS reserve by Rs.121.07 crore and decrease in General Reserve by Rs.766.63 crore as on 31st December 2024.

4. Based on the available data, financial statements and the declaration from borrowers wherever received, the Bank has estimated a liability of Rs.0.64 crore as on 31st December 2024 towards Unhedged Foreign Currency Exposure to their constituents in terms of RBI Direction no. DOR.MRG.REC.76/00-00-007/2022-23 dated 11th October, 2022. The entire estimated amount is fully provided for.



5. The Non-Performing Loan Provisioning Coverage Ratio is 96.16% as on 31st December 2024. (95.21% as on 31st December 2023).
6. In terms of RBI guidelines, banks are required to make Pillar 3 disclosures including Leverage Ratio, Liquidity Coverage Ratio & Net Stable Funding Ratio under Basel III Capital framework. Accordingly, applicable disclosures are being made available on Bank's website (<https://www.ucobank.com/English/quarterly-results.aspx>). These disclosures have not been subjected to review by the Statutory Central Auditors of the Bank.
7. Impact of RBI circular DBR No BP BC 45/21.04.048/2018-19 dated 07.06.2019 on prudential framework for resolution of stressed assets is as under :

Rs. in crore				
Amount of loans impacted by RBI Circular	Amount of loans to be classified as NPA	Amount of loans as on 31.12.2024 out of (b) classified as NPA	Additional Provision required for loans covered under RBI Circular	Provision out of (d) already made by 31.12.2024
(a)	(b)	(c)	(d)	(e)
847.98	239.13	0.00	243.61	243.61

8. The Consolidated Financial Results are prepared in accordance with Accounting Standard 21 on "Accounting for Consolidated Financial Statements" and Accounting Standard 23 on "Accounting for Investment in Associates in Consolidated Financial Statements" issued by the Institute of Chartered Accountants of India and the guidelines issued by the RBI.
9. The Consolidated Financial Results of the Bank comprised of Bank and its associate Paschim Banga Gramin Bank (Bank holds 35% stake in its associate).
10. As per the RBI letters no. DBR. No. BP.15199/21.04.048/2016-17 dated 23.06.2017 and DBR No BP.1908/21.04.048/2017-18 dated 28.08.2017 for the accounts covered under the provisions of Insolvency and Bankruptcy Code (IBC), Bank is holding provision of Rs.4451.07 crore (including technical write off) against total outstanding of Rs. 4451.07 crore as on 31st December 2024.
11. Bank has evaluated the options available under section 115BAA of Income Tax Act, 1961 and opted to continue to recognize the taxes on income as per the old provisions of Income Tax Act, 1961 for the quarter and nine month ended 31st December 2024.
12. In accordance with the RBI Circular No. DBR.No.BP.BC.18/21.04.048/2018-19 dated 01.01.2019, DOR.No.BP.BC.34/21.04.048/2019-20 dated 11.02.2020 and RBI/2020-21/17 DOR.No.BP.BC /4/21.04.048/2020-21 dated 06.08.2020 on Micro, Small and Medium Enterprises (MSME) sector – Restructuring of Advances, the details of MSME restructured accounts as on 31st December 2024 are as under:

No. of Accounts Restructured	Amount Involved (Rs. in Crore)	Provisions held (Rs. in Crore)
319	95.77	9.57

13. In accordance with RBI Circular no.DOR.STR.REC.12/21.04.048/2021-22 dated 05.05.2021 on "Resolution Framework 2.0 - Resolution for Covid-19 related stress of Micro, Small and Medium Enterprises (MSME)", the details of restructured accounts as on 31st December 2024 are as under :

No. of Accounts Restructured	Amount Involved (Rs. in Crore)	Provisions held (Rs. in Crore)
8710	534.92	53.49

14. Bank has recognized deferred tax asset of Rs.6336.68 crore on carry forward losses and other items of timing difference upto 31st December 2024. During the quarter ended 31st December 2024, the bank has reversed deferred tax assets of Rs.347.84 crore.



15. As per RBI Circular no. RBI/2015-16/376 DBR.No.BP.BC.92/21.04.048/2015-16 dated 18th April 2016, details of fraud and provisions are stated hereunder :

(Rs. in crore)

Particulars on Fraud Reported	For the quarter ended 31.12.2024			For the nine-month ended 31.12.2024		
	No.	Amount	Provisions made	No.	Amount	Provisions made
Advance related frauds	40	130.77	130.29*	94	145.97	144.83*
Other than Advances	4	3.65	3.65	6	3.97	3.81*
Cyber Frauds	0	0.00	NA	29	0.28	NA
Total	44	134.42	133.94	129	150.22	148.64
Amount of unamortized provision debited from other reserves as at the end of the quarter	Nil					

* On outstanding balance, provision made in fraud accounts (Advance & Non-Advance other than payment related frauds) as on 31/12/2024.

16. During the quarter and nine-month ended 31st December 2024, penalty of Rs. 0.12 crore and Rs.3.02 crore respectively has been imposed on the Bank by Reserve Bank of India.

17. As on 31st December 2024, Bank holds additional provision of Rs.189 crore for SMA 1 & 2 accounts above Rs.1 crore.

18. Bank continues to hold covid-19 related provision of Rs. 530 crore as contingency provision as on 31st December 2024.

19. Details of loan transferred/acquired during the quarter ended 31st December 2024 under the RBI Master Direction on Transfer of Loan Exposures dated 24.09.2021 are given below :

i) Bank has not acquired loans classified as NPA. The details of Non-Performing Assets(NPAs) transferred are as under :

(Rs. in crore except number of accounts)

Particulars	To ARCs	To permitted transferees	To other transferees
Number of accounts	-	-	-
Aggregate principal outstanding of loans transferred	-	-	-
Weighted average residual tenor of the loans transferred	-	-	-
Net book value of loans transferred (at the time of transfer)	-	-	-
Aggregate consideration	-	-	-
Additional consideration realized in respect of accounts transferred in earlier years	95.17	-	-

ii) Bank has not acquired and transferred loans classified as Special Mention Account.

iii) Bank has not transferred any loans not in default. The details of loan not in default acquired through assignment are given below :

Particulars	Retail	MSME	Agriculture
Mode of Acquisition	Assignment	Assignment	Assignment
Aggregate principal outstanding of loans acquired (Rs. in crore)	1530.81	Nil	Nil
Weighted average residual maturity (in months)	210	Nil	Nil
Weighted average holding period by originator (in months)	38	Nil	Nil
Retention of beneficial economic interest	10%	Nil	Nil
Tangible security coverage (%)	188%	Nil	Nil
Rating wise distribution of rated loans acquired by value (Rs. in crore)	NA	Nil	Nil

iv) Details of the distribution of the SRs held across various categories of Recovery Ratings assigned to such SRs by the credit rating agencies as on 31st December 2024:



Recovery Ratings Band	Book Cost (Rs. in crore)
RR1+(above 150%)	0.00
RR1 (above 100% upto 150%)	42.68
RR2 (above 75% to 100%)	0.00
RR3 (above 50% to 75%)	0.00
RR4 above 25% to 50%)	0.00
RR5 (upto 25%)	3.12
Unrated	3.40
Grand Total	49.20

20. Investor Complaints position during the quarter ended 31st December 2024 :

i)	Pending at the beginning of the quarter	27
ii)	Received during the quarter	364
iii)	Disposed off during the quarter	374
iv)	Pending at the end of the quarter	17

21. The Balance of the amount transferred to Depositor Education and Awareness Fund (DEAF) are included under "Schedule 12 – Contingent Liabilities – Other items for which the bank is contingent liable" or "Contingent Liabilities – Other" as the case may be. The details of transfers to the DEAF as per RBI circular RBI/2023-24/71 DOR.STR.REC.47/21.04.18/2023-24 dated 25th October, 2023 is as under:-

(Amount in Rs. Crore)

Particulars	Quarter ended 31.12.2024	Nine month ended 31.12.2024
i) Opening balance of amounts transferred to DEA Fund	1239.13	686.47
ii) Add: Amount transferred to DEA Fund during the quarter/year	44.00	603.05
iii) Less: Amount reimbursed by DEA Fund towards claims	43.59	49.98
iv) Closing balance of amounts transferred to DEA Fund	1239.54	1239.54

22. In terms of RBI Circular no. DOR.ACC.REC.No.91/21.04.018/2022-23 dated 13.12.2022, the disclosure for the nine month ended 31st December 2024 relating to item under the subhead "Miscellaneous Income" under the head "Schedule 14-Other Income" exceeds one per cent of total income, are as under :

Period	Item under the Sub-head	Amount (Rs. in crore)	in Percentage terms
For the quarter ended 31.12.2024	Recovery in written off	709.75	9.58%
For the nine months ended 31.12.2024	Recovery in written off	1659.48	7.78%



23. Figures of the corresponding previous periods have been regrouped / reclassified wherever considered necessary.


(Sujoy Dutta)
Chief Financial Officer


(Vijaykumar Nivrutti Kamble)
Executive Director


(Rajendra Kumar Saboo)
Executive Director


(Ashwani Kumar)
Managing Director & CEO


(Aravamudan Krishna Kumar)
Chairman

Date: 21.01.2025
Place: Kolkata





यूको बैंक
सम्मान आपके विश्वास का



UCO BANK
Honours Your Trust



Declaration

We hereby declare that the Statutory Central Auditors of the Bank have issued Limited Review Report on the Standalone and Consolidated Financial Results for the quarter and nine months ended 31st December 2024 with unmodified opinion.


(Sujoy Dutta)
Chief Financial Officer

Date : 21.01.2025

M/s P S M G & Associates Chartered Accountants 206/207B, Jagdamba Tower Commercial Complex, 13 Preet Vihar, Delhi – 110092	M/s Sanjay Deep & Associates, Chartered Accountants 81, Sector 33-A, Chandigarh-160020
M/s P V A R & Associates, Chartered Accountants WZ-248, Plot No.7, Inderpuri, New Delhi – 110012	M/s H D S G & Associates Chartered Accountants E-21, Basement, Jangpura Extension, New Delhi- 110014

Independent Auditors' Limited Review Report on Unaudited Standalone Financial Results of UCO Bank for the quarter and nine months ended 31st December 2024 pursuant to Regulation 33 and Regulation 52 read with Regulation 63(2) of the SEBI (Listing Obligations and Disclosure Requirements) Regulations, 2015 (as amended)

To
The Board of Directors,
UCO Bank, Kolkata

1. We have reviewed the accompanying statement of Unaudited Standalone Financial Results of UCO Bank, ('the Bank') for the quarter and nine months ended 31st December 2024 ('the Statement') attached herewith, being submitted by the Bank pursuant to the requirement of Regulation 33 and Regulation 52 read with Regulation 63(2) of the SEBI (Listing Obligations and Disclosure Requirements) Regulations, 2015, as amended ("the Regulations") except for the disclosures relating to Pillar 3 under Basel III Capital Regulations, Leverage Ratio, Liquidity Coverage Ratio and Net Stable Funding Ratio as at 31st December 2024 as disclosed on Bank's website and in respect of which a link has been provided in the Statement and have not been reviewed by us. We have initialed the statements for identification purpose.
2. The statement, which is the responsibility of the Bank's Management and has been approved by the Bank's Board of Directors, has been prepared in accordance with the recognition and measurement principles laid down in the Accounting Standard 25 "Interim Financial Reporting" issued by the Institute of Chartered Accountants of India (ICAI), relevant provisions of the Banking Regulation Act, 1949, the circulars, guidelines and directives issued by Reserve Bank of India and other accounting principles generally accepted in India. Our responsibility is to express a conclusion on the Statement based on our review.
3. We conducted our review of the statement in accordance with the Standard on Review Engagements (SRE) 2410, "Review of Interim Financial Information Performed by the Independent Auditor of the Entity" issued by the Institute of Chartered Accountants of India (ICAI). This standard requires that we plan and perform the review to obtain moderate assurance as to whether the statement is free of material misstatement. A review is limited primarily to inquiries of the Bank's personnel and analytical procedures applied to financial data and thus provides less assurance than an audit. We have not performed an audit and accordingly, we do not express an audit opinion.



4. The standalone unaudited financial results include the relevant returns of 21 branches (including Treasury Branch) reviewed by us and 1 Overseas branch reviewed by overseas audit firm specifically appointed for this purpose. We have relied on the review reports/certificates received from Concurrent Auditors of 11 branches. The financial results also incorporate the relevant returns of 9 zones and Head Office Departments reviewed by us. These review reports cover 62.73% percent of the advance portfolio of the bank and 67.65 percent of Non-performing Assets of the bank. Apart from these review reports, we have also relied upon various information and returns received from the 3232 unreviewed branches (including 1 overseas branch) of the bank generated through centralized database at the Bank's Head Office.
5. Based on our review conducted as above, subject to limitations in scope as mentioned in para 3 above and read with the notes to unaudited financial result, nothing has come to our attention that causes us to believe that the accompanying statement of unaudited standalone financial results including notes thereon prepared in accordance with applicable accounting standards and other recognized accounting practices and policies has not disclosed the information required to be disclosed in terms of the SEBI (Listing Obligations and Disclosure Requirements) Regulations, 2015, as amended, including the manner in which it is to be disclosed, or that it contains any material misstatement or that it has not been prepared in accordance with the relevant prudential norms issued by the Reserve Bank of India in respect of income recognition, asset classification, provisioning and other related matters.

For P S M G & ASSOCIATES

Chartered Accountants

FRN 008567C

Sandeep Jain

(CA SANDEEP JAIN)

Partner

MRN 077281

UDIN: 25077281BMJCAS2895



For SANJAY DEEP & ASSOCIATES

Chartered Accountants

FRN 015951N

Nakul Mittal

(CA NAKUL MITTAL)

Partner

MRN 521742

UDIN: 25521742BMLMHC9600



For P V A R & ASSOCIATES

Chartered Accountants

FRN 005223C

Charan Bansal

(CA CHARAN BANSAL)

Partner

MRN 423507

UDIN: 25423507BMJADE7340



For H D S G & ASSOCIATES

Chartered Accountants

FRN 002871N

Charan Jeet

(CA CHARAN JEET)

Partner

MRN 515154

UDIN: 25515154BMGIDE5364



Place: Kolkata


Date: 21.01.2025

M/s P S M G & Associates Chartered Accountants 206/207B, Jagdamba Tower Commercial Complex, 13 Preet Vihar, Delhi – 110092	M/s Sanjay Deep & Associates, Chartered Accountants 81, Sector 33-A, Chandigarh-160020
M/s P V A R & Associates, Chartered Accountants WZ-248, Plot No.7, Inderpuri, New Delhi – 110012	M/s H D S G & Associates Chartered Accountants E-21, Basement, Jangpura Extension, New Delhi- 110014

Independent Auditors' Limited Review Report on Unaudited Consolidated Financial Results of UCO Bank for the quarter and nine months ended 31st December 2024 pursuant to the Regulation 33 and Regulation 52 read with Regulation 63(2) of the SEBI (Listing Obligations and Disclosure Requirements) Regulations, 2015 (as amended)

To
The Board of Directors,
UCO Bank, Kolkata

1. We have reviewed the accompanying statement of Unaudited Consolidated Financial Results of UCO Bank, ('the Parent' or 'the Bank') and its share of net profit after tax of its associate for the quarter and nine months ended 31st December 2024 ('the Statement'), being submitted by the Bank pursuant to the requirement of Regulation 33 and Regulation 52 read with Regulation 63(2) of the SEBI (Listing Obligations and Disclosure Requirements) Regulations, 2015, as amended ("the Regulations") except for the disclosures relating to Pillar 3 under Basel III Capital Regulations, Leverage Ratio, Liquidity Coverage Ratio and Net Stable Funding Ratio as at 31st December 2024 as disclosed on Bank's website and in respect of which a link has been provided in the Statement and have not been reviewed by us.
2. This statement, which is the responsibility of the Bank's Management and approved by the Bank's Board of Directors, has been prepared in accordance with the recognition and measurement principles laid down in the Accounting Standard 25 "Interim Financial Reporting" issued by the Institute of Chartered Accountants of India (ICAI), relevant provisions of the Banking Regulation Act, 1949, the circulars, guidelines and directions issued by Reserve Bank of India and other accounting principles generally accepted in India. Our responsibility is to express a conclusion on the Statement based on our review.
3. We conducted our review of the Statement in accordance with the Standard on Review Engagements (SRE) 2410, "Review of Interim Financial Information Performed by the Independent Auditor of the Entity" issued by the Institute of Chartered Accountants of India (ICAI). This standard requires that we plan and perform the review to obtain moderate assurance as to whether the statement is free of material




misstatement. A review of interim financial information consists of making inquiries, primarily of persons responsible for financial and accounting matters, and applying analytical and other review procedures. A review is substantially less in scope than an audit conducted in accordance with Standards on Auditing and consequently does not enable us to obtain assurance that we would become aware of all significant matters that might be identified in an audit. We have not performed an audit and accordingly, we do not express an audit opinion.

We also performed procedures in accordance with the circular issued by the SEBI under Regulation 33 (8) of the SEBI (Listing Obligations and Disclosure Requirements) Regulations, 2015, as amended, to the extent applicable.

4. The statement includes the financial results of the following entities :

- i. UCO Bank ("the Parent" or "the Bank")
- ii. Paschim Banga Gramin Bank ("Associate")

5. Based on our review conducted and procedures performed as stated in paragraph 3 above and based on the consideration of the review reports of the branch auditors and other auditors referred to in paragraph 7 below, nothing has come to our attention that causes us to believe that the accompanying Statement, prepared in accordance with the recognition and measurement principles laid down in the aforesaid Accounting Standard, RBI Guidelines and other accounting principles generally accepted in India, has not disclosed the information required to be disclosed in terms of the SEBI (Listing Obligations and Disclosure Requirements) Regulations, 2015, as amended, including the manner in which it is to be disclosed, except for the disclosures relating to consolidated Pillar 3 disclosure as at 31st December 2024 including leverage ratio, liquidity coverage ratio and Net Stable Funding Ratio under Basel III Capital Regulations as have been disclosed on the Bank's website and in respect of which a link has been provided in the Statement and have not been reviewed by us, or that it contains any material misstatement.
6. We did not review the interim financial information of 12 branches (11 branch reviewed by concurrent auditors and 1 overseas branch reviewed by overseas auditor) included in the standalone unaudited interim financial results of the Bank, whose results reflects total advances of Rs.37827.36 crore as at 31st December, 2024 and total revenue of Rs. 335.48 crore and Rs.1078.42 crore for the quarter and nine months ended 31st December, 2024 as considered in the standalone unaudited financial results of the Bank. The interim financial results of these branches have been reviewed by the concurrent auditor/overseas auditor whose reports/certificates have been furnished to us and our conclusion in so far as it relates to the amounts and disclosures included in respect of this branch, is based solely on the report of such auditor and the procedures performed by us as stated in paragraph 3 above.
7. The consolidated unaudited financial results includes the interim financial information of 3232 branches (including 1 overseas branch) which have not been reviewed as included in the standalone unaudited financial results of the Bank whose results reflect total advance of Rs.113457.27 crore as at 31st December, 2024 and total revenues of Rs. 2573.37 crore and Rs.7517.24 crore for the quarter and nine months ended 31st December, 2024 as considered in the standalone unaudited financial results of the Bank.



The consolidated unaudited financial results include share of net profit of Rs. 1.33 crore for the quarter and Rs. 9.73 crore for the nine months ended 31st December, 2024 in respect of 1 associate based on the interim financial information which has been reviewed by their auditor. According to the information and explanations given to us by the Management, the above interim financial results are not material to the Parent.

Our conclusion on the Statement is not modified in respect of the above matters.

For P S M G & ASSOCIATES

Chartered Accountants

FRN 008567C

Sandeep Jain



(CA SANDEEP JAIN)

Partner

MRN 077281

UDIN: 25077281BMJCAT8674

For P V A R & ASSOCIATES

Chartered Accountants

FRN 005223C

Sharad Bansal



(CA SHARAD BANSAL)

Partner

MRN 423507

UDIN: 25423507BMJAOF7245

For SANJAY DEEP & ASSOCIATES

Chartered Accountants

FRN 015951N

Nakul Mittal



(CA NAKUL MITTAL)

Partner

MRN 521742

UDIN: 25521742BMLMHD9767

For H D S G & ASSOCIATES

Chartered Accountants

FRN 002871N

Charan Jeet



(CA CHARAN JEET)

Partner

MRN 515154

UDIN: 25515154BMGIDF5016

Place: Kolkata

Date: 21.01.2025



यूको बैंक
सम्मान आपके विश्वास का



UCO BANK
Honours Your Trust



Statement of Deviation / Variation in utilization of funds raised
[As per Reg 32(1) of SEBI LODR Regulations 2015]

Name of listed entity	UCO BANK					
Mode of Fund Raising	No funds raised during the quarter ended 31.12.2024					
Date of Raising Funds	Not Applicable					
Amount Raised	Not Applicable					
Report filed for quarter ended	31.12.2024					
Monitoring Agency	Not Applicable					
Monitoring Agency Name, if applicable	Not Applicable					
Is there a Deviation / Variation in use of funds raised?	Not applicable					
If yes, whether the same is pursuant to change in terms of a contract or objects, which was approved by the shareholders	Not applicable					
If yes, date of shareholder approval?	Not applicable					
Explanation for the Deviation / Variation	Not applicable					
Comments of the audit committee after review	Not applicable					
Comments of the auditors, if any	Not applicable					
Objects for which funds have been raised and where there has been a deviation, in the following table:	Not applicable					
Original Object	Modified Object, if any	Original Allocation	Modified allocation, if any	Funds Utilised	Amount of Deviation/Variation for the half year according to applicable object (INR Crores and in %)	Remarks, if any
Not applicable*						

Note : Fund raised by the Bank in the previous years have been fully utilised for the purpose for which fund was raised .
There is no deviation/variation in utilization of funds raised earlier by the Bank.

Deviation or variation could mean:

- (a) Deviation in the objects or purposes for which the funds have been raised or
- (b) Deviation in the amount of funds actually utilized as against what was originally disclosed or
- (c) Change in terms of a contract referred to in the fund raising document i.e. prospectus, letter of offer, etc

(Vikash Gupta)
Company Secretary



UCO Bank, Finance Department, Head Office, 3rd Floor, 02, India Exchange Place, Kolkata – 700 001

Phone: 033 - 44557227, E-mail: hosgr.calcutta@ucobank.co.in

Follow UCO Bank on Twitter: [UCOBANKOfficial](#); Facebook: [Official.UCOBank](#); Instagram: [Official.ucobank](#);

LinkedIn: [UCO BANK](#); You Tube: [UCO Bank Official](#)



यूको बैंक
सम्मान आपके विश्वास का



UCO BANK
Honours Your Trust



A. Statement of utilization of issue proceeds [As per Reg 52(7) of SEBI LODR Regulations 2015]

Name of the issuer	ISIN	Mode of Fund Raising (Public issues/ Private placement)	Type of instrument	Date of raising funds	Amount Raised (Rs. in crore)	Funds utilized (Rs. in crore)	Any deviation (Yes/ No)	If 8 is Yes, then specify the purpose	Remarks, if any
1	2	3	4	5	6	7	8	9	10
UCO BANK					Nil*				

Note : Fund raised by the Bank in the previous period have been fully utilised for the purpose for which fund was raised .
There is no deviation/variation in utilization of funds raised earlier by the Bank.

B. Statement of Deviation or Variation [As per Reg 52(7A) of SEBI LODR Regulations 2015]

Statement of Deviation of Fundraising (as per Regulation 32(1)(b))					UCO BANK	
Name of listed entity					No funds raised during the quarter ended 31.12.2024	
Mode of Fund Raising					Not applicable	
Type of instrument					Not applicable	
Date of Raising Funds					Not applicable	
Amount Raised (Rs. in crore)					Not applicable	
Report filed for quarter ended					31.12.2024	
Is there a Deviation / Variation in use of funds raised?					Not applicable	
Whether any approval is required to vary the objects of the issue stated in the prospectus/ offer document?					Not applicable	
If yes, details of the approval so required?					Not applicable	
Date of approval					Not applicable	
Explanation for the Deviation / Variation					Not applicable	
Comments of the audit committee after review					Not applicable	
Comments of the auditors, if any					Not applicable	
Objects for which funds have been raised and where there has been a deviation, in the following table:						
Original Object	Modified Object, if any	Original Allocation	Modified allocation, if any	Funds Utilised	Amount of Deviation/Variation for the half year according to applicable object (INR Crores and in %)	Remarks, if any
Not Applicable*						

Deviation could mean:

- Deviation in the objects or purposes for which the funds have been raised.
- Deviation in the amount of funds actually utilized as against what was originally disclosed.


(Vikash Gupta)
Company Secretary



UCO Bank, Finance Department, Head Office, 3rd Floor, 02, India Exchange Place, Kolkata – 700 001

Phone: 033 - 44557227, E-mail: hosgr.calcutta@ucobank.co.in

Follow UCO Bank on Twitter: [UCOBANKOfficial](#); Facebook: [Official.UCOBank](#); Instagram: [Official.ucobank](#);

LinkedIn: [UCO BANK](#); You Tube: [UCO Bank Official](#)



Security Cover Certificate as on 31.12.2024

Column A	Column B	Column C	Column D	Column E	Column F ^{iv}	Column G ^v	Column H ^{vi}	Column I ^{vii}	Column J	Column K	Column L	Column M	Column N	Column O
Particulars		Exclusive Charge	Exclusive Charge	Pari-Passu Charge	Pari-Passu Charge	Pari-Passu Charge	Assets not offered as Security	Elimination (amount in negative)	(Total C to H)	Related to only those items covered by this certificate				
	Description of asset for which this certificate relates	Debt for which this certificate being issued	Other Secured Debt	Debt for which this certificate being issued	Assets shared by pari passu debt holder (includes debt for which this certificate is issued & other debt with pari-passu charge)	Other assets on which there is pari-Passu charge (excluding items covered in column F)		debt amount considered more than once (due to exclusive plus pari passu charge)		Market Value for Assets charged on Exclusive basis	Carrying /book value for exclusive charge assets where market value is not ascertainable or applicable (For Eg. Bank Balance, DSRA market value is not applicable)	Market Value for Pari passu charge Assets ^{viii}	Carrying value/book value for pari passu charge assets where market value is not ascertainable or applicable (For Eg. Bank Balance, DSRA market value is not applicable)	Total Value(=K +L+M+N)
													Relating to Column F	
		Book Value	Book Value	Yes/ No	Book Value	Book Value								
ASSETS	-----NIL-----													
Property, Plant and Equipment														
Capital Work-in-Progress														
Right of Use Assets														
Goodwill														
Intangible Assets														
Intangible Assets under Development														
Investments														






Loans	<div>-----NIL-----</div>
Inventories	
Trade Receivables	
Cash and Cash Equivalents	
Bank Balances other than Cash and Cash Equivalents	
Others	
Total	
LIABILITIES	
Debt securities to which this certificate pertains	
Other debt sharing pari-passu charge with above debt	
Other Debt	
Subordinated debt	
Borrowings	
Bank	
Debt Securities	
Others	
Trade payables	





Lease Liabilities	-----NIL-----
Provisions	
Others	
Total	
Cover on Book Value	
Cover on Market Value ^{ix}	


(Vikash Gupta)
Company Secretary

